

Standard Roller Chains

RUN BETTER WITH SY SPECIFY YOUR REQUIREMENTS



HOW TO ORDER

Chain number, type: riveted or cottered, length and quantity are the necessary information for us to fill in your order. At the very least, the chain pitch, roller diameter and roller link inside width should be given if the chain number is unknown.

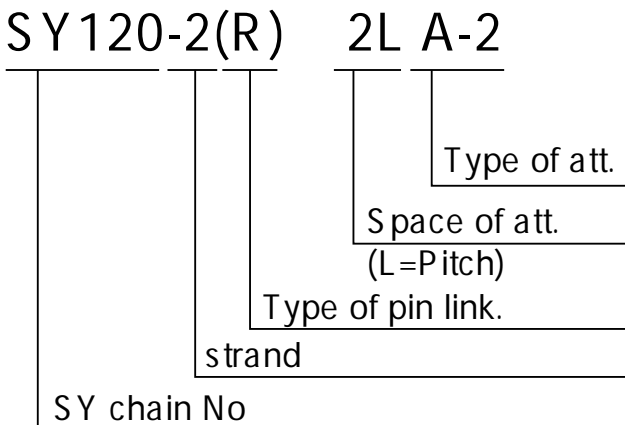
STANDARD PACKING

SY roller chains are packed for convenient handling and storing. Each 10feet length is packed in a carton. 50feet length and more are wound on reel.




specifically as possible when ordering a cut length of chain.

NOMENCLATURE




Plain chain consists of "SY chain No" and "Type of pin link". Attachment chain has one space between "Type of pin link" and "Space of attachment".

CHAIN PARTS



CHAIN CONNECTION PARTS



CHAIN CONSTRUCTION

RIVETED



Riveted chain is assembled by staking the pin heads on both sides of the chain

COTTERED



Cottered chain is assembled by staking the pin heads on one side of the chain and drilling a hole in the other end to accommodate a cotter pin. This type of chain is easily assembled and disassembled in the field.

SINGLE AND MULTIPLE



On multiple-strand types, all center plates are slip fitted (clearance-fitted) unless otherwise specified.

Roller chain with connecting link (C/L)

Ordinarily even number of pitches includes a C/L on one end.



Roller chain with offset link (O/L)

When an odd number of pitches is required, a C/L and an O/L are usually used.



Roller chain with connecting links (C/L's) on both ends.

For odd pitches (not endless), 2C/L's are incorporated on request.



Roller chain endless

Usually chains are furnished unendless. If an endless chain assembly is required, specify whether it is to be riveted endless or cotter-connected.

